


Alleyne's Academy – Mobile Phone Free

Parents - The Why?

To create a calm and safe culture that will enable all students to be:



Alleyne's Academy – Mobile Phone Free

Why?

1. Eliminate distraction

Create an environment where learning is the priority

2. Promote Wellbeing

Providing a mental health break from social media pressures and anxiety during the school day.

3. Enhance Safety

Prevent misuse including filming and cyberbullying

4. Social Interaction

Encouraging face-to-face communication

International research suggests...

- **Clear links between mobile phone and teen mental health crisis**
- **Significant increase in inappropriate usage**
- **Less distractions**
- **Increase in cyber bullying**

NIHR | National Institute for
Health and Care Research

News

**Teenagers with
problematic smartphone
use are twice as likely to
have anxiety**

**The
Guardian**

**Teenagers who report addictive use of
screens at greater risk of suicidal
behaviour, study shows**

Experts find link between compulsive use of social media,
phones and video games and mental health problems

The Pouches

- **Personally Assigned**

Each student is issued a signal-blocking pouch

- **Student Responsibility**

The pouch remains with the student all day

- **No Signal**

The pouch completely blocks Wi-Fi and Cellular signals

- **Secure**

The pouch can only be opened at unlocking stations at the end of the day

- **Leave mobile phones at home**

Students can alternatively leave their mobile phones at home



Daily Routine

- **Arrival**

Students arrive in school and can use their phone to access Satchel One to check timetable, behavior points etc....

- **Tutor Time (8.45am)**

Under supervision, in addition to a stationery check, phones are placed in pouches and locked. Staff perform visual checks. If a student forgets their pouch, they hand their phone into their Tutor who will hand in at reception.

- **The School Day**

Student keeps the phone in the pouch and in their school bags. The focus is very much on learning. No access to the phone during break or lunch.

- **End of the Day**

Students unlock pouches at exit points using unlocking stations. For students who forget their pouch they need to collect their phone from reception at 3.15pm.

***Any medical condition that requires the use of a phone for constant monitoring purposes - students are to use a medical pouch. (a doctors note is required)**

Phone Pouch Process

Start of the day

1. Students to place phones in pouches at the start of the day. Tutors to check pouches in tutor time and ensure all pouches are locked. This will form part of the students stationery check each morning.



During the day

2. Students to keep phones in pouches for the duration of the school day in their school bag. Students cannot simply carry their pouch around.



End of the day

3. Students will be able to unlock pouches at unlocking stations near the exits of the building. Students are to bring pouches for each school day.

Expectations

- **Students**

Bring pouch daily. Use it without exception. Do not damage or deface. Do not attempt to bypass (e.g. dummy phones)

- **Staff**

All staff to ensure that phones are placed in pouch and locked. Conduct spot checks. Report damage or misuse. SLT to wand students if necessary.

- **Parents**

Purchase a phone pouch for £10. Ensure child brings pouch to school. Use reception for emergencies. Reinforce the 'no phone use' message at home.

After-school club

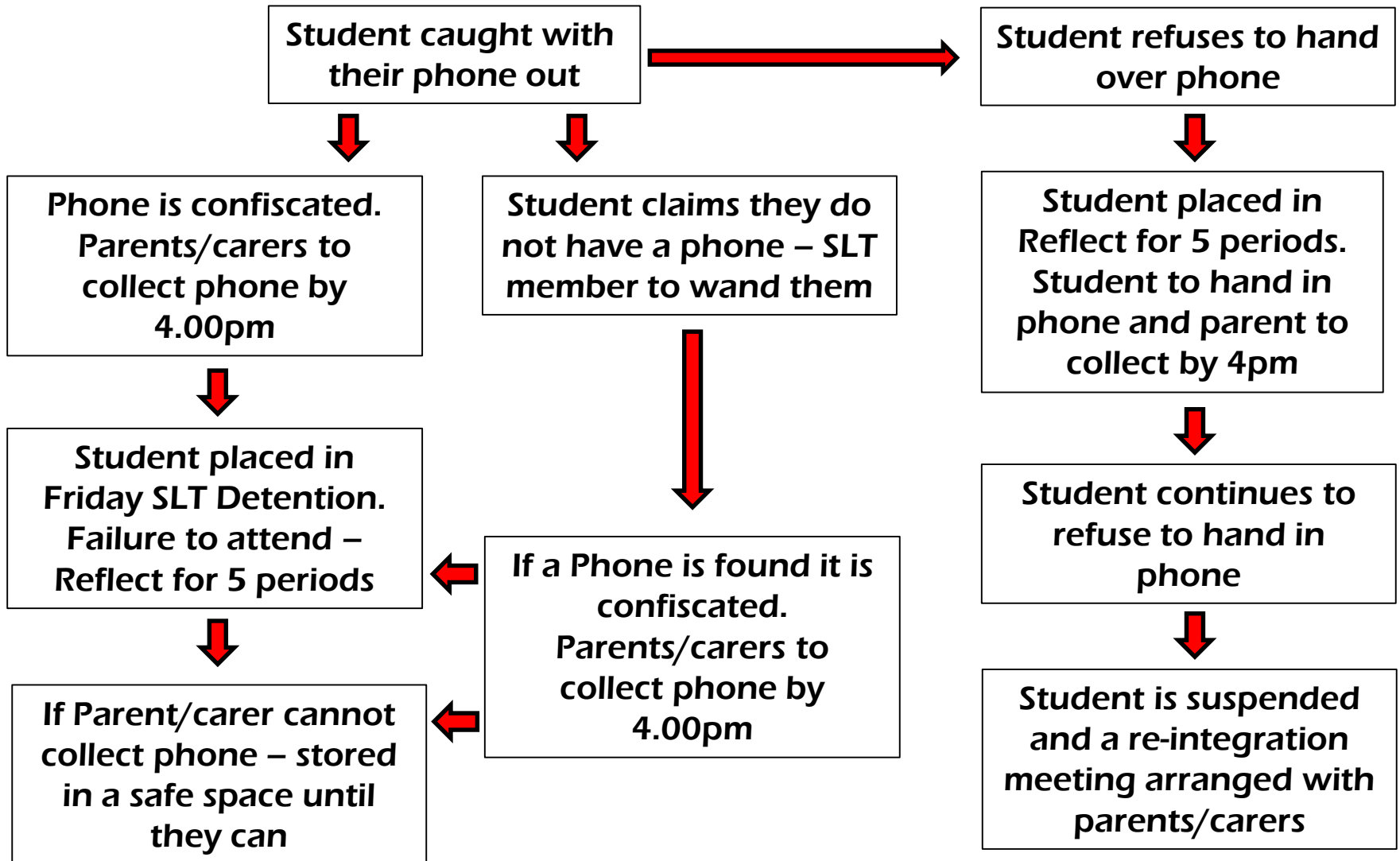
- **Students to keep their phones in the pouches at all times during after-school club.**
- **At the end of the session, students can use the wall mounted magnetic detachers located at the exits as per normal.**



Non Compliance/Sanctions


- If a student is caught with their phone out (not in a pouch) then intervention will be called as normal (HOPS/SLT/Pastoral Support)
- Student will be put into a Friday SLT detention (3.15 – 4.00pm) and their phone confiscated. The phone will not be given back to the student, parents/carers will need to come and collect the phone from Reception before 4.00pm.
- If a parent/carer cannot collect the phone on the same day, the phone will be stored in a safe place in school until parents/carers can collect it.
- If a student refuses to hand in their phone in, then they will be placed into Reflect (isolation) for 5 periods. Under rules of the Reflect room, all mobile phones are handed in to reception as a safeguarding precaution. Continued refusal to hand in the phone will result in a suspension. A parent/carer re-integration meeting will also be arranged.
- If student states they don't have a phone, where possible and appropriate, an SLT member will wand them

Sanctions



Exceptions – 6th Form

- **6th Form students can only use their mobile phones in the 6th Form building.**
- **When in class, 6th Form students must no have their phones visible to the teacher, they should be in their bag and turned to silent.**



Support at Home

Managing devices is a partnership. Here is how we can support healthy habits at home:

Parental controls:

<https://www.nspcc.org.uk/keeping-children-safe/online-safety/parental-controls/>

[How to set up parental controls for smartphones and social media - Which?](#)

[Parental controls and privacy settings guides | Internet Matters](#)

[Broadband Parental Controls: How To Keep Your Child Safe Online March 2026](#)

[Broadband parental controls: How to keep your child safe online | MoneySuperMarket](#)

*** How you want to manage your child's time and device is up to you.**

Questions?

Thank you for your support in creating a better learning environment.